











Accessories Guide

ACCESSORIES SHIPPED IN THE BOX

Access Point Models	Mounting Brackets with Lock Arm (All Models)	Mouting Bracket with Lock Arm (XA4)	Documentation (Read Me First)	Twist Clip (15/16" with 1/2" stud for non-recessed ceiling only)	Hex Nut (1/4-20 Serr Flange, ZPS)
					
X2-120	1		1	2	2
XD2-230 / XD2-240	1		1	2	2
XD4-130 / XD4-240	1		1	4	4
XA4-240*		1	1		

XIRRUS ACCESS POINT MOUNTING GUIDE

Access Point Models	Wall Mounting Using Key Holes	Vertical Wall Mount Short Bracket	Vertical Wall Mount Long Bracket
			
X2-120	Built-in feature	XE-500-WALL	XE-4010-WALL
XD2-230 / XD2-240	Built-in feature	XE-500-WALL	XE-4010-WALL
XD4-130 / XD4-240	Built-in feature	N / A	XE-4010-WALL
XA4-240	N / A	N / A	N / A

* Also includes PoE dongle.

SUSPENSION GRID MOUNTING OPTIONS

Access Point Models	15/16" Suspension Grid	9/16" Suspension Grid	9/16" Slotted Suspension Grid
	<p>CEILING TYPE</p>  <p>T-Bar Bracket¹ (with spacers) + </p> <p>15/16" Twist Clips, 5/8" Stud² (with spacer) + </p>	<p>CEILING TYPE</p>  <p>9/16" Twist Clips with 5/8" stud² (with spacer) + </p>	<p>CEILING TYPE</p>  <p>T Bolt slot with 5/8" stud² (with spacer) + </p>
	Non-Recessed	Non-Recessed	Recessed
X2-120	AP package includes (2) 15/16" Twist clips with 1/2" stud. Order XE-CLIP-KIT for replacement	Order XE-THINCLIP-KIT, which includes 1/2" bolts	Order XE-TBOLT-KIT-01
XD2-230 / XD2-240	AP package includes (2) 15/16" Twist clips with 1/2" stud. Order XE-CLIP-KIT for replacement	Order XE-THINCLIP-KIT, which includes 1/2" bolts	Order XE-TBOLT-KIT-01
XD4-130 / XD4-240	AP package includes (2) 15/16" Twist clips with 1/2" stud. Order XE-CLIP-KIT for replacement	Order XE-THINCLIP-KIT, which includes 1/2" bolts	Order XE-TBOLT-KIT-01

¹ For additional TBAR brackets order XE-6000-TBARX.

² All clips with 5/8" stud MUST be installed with the rubber spacers.

ENCLOSURES AND BEAM MOUNTS

Access Point Models	Stadium Under the Seat	T-Bar Enclosure	I-Beam	Gym – Wall	GYM – I-Beam	Factory – I-Beam ¹	Outdoor ²
							
X2-120	XE-STADIUM-OMNI	XE-6000-TBAR	XE-4000-IBEAM	XE-4000-WALL-GYM	XE-4000-IBEAM-GYM	XE-6000-IBEAM-MFG	XE-4000-OUTDOOR
XD2-230 / XD2-240	XE-STADIUM-OMNI	XE-6000-TBAR	XE-4000-IBEAM	XE-4000-WALL-GYM	XE-4000-IBEAM-GYM	XE-6000-IBEAM-MFG	XE-4000-OUTDOOR
XD4-130 / XD4-240	N / A	XE-6000-TBAR	XE-4000-IBEAM	XE-4000-WALL-GYM	XE-4000-IBEAM-GYM	XE-6000-IBEAM-MFG	XE-4000-OUTDOOR

¹ Order one 75W power injector.

² Order one 75W power injector to power each enclosure.

MOUNTING KITS FOR XE-4000-OUTDOOR

Model Number	Description	Enclosure Versions
XE-6000-OUT-MNT-POLE	Pole mounting kit	XE-4000-OUTDOOR
XE-6000-OUT-MNT-CEIL	Ceiling mounting kit	XE-4000-OUTDOOR
XE-6000-OUT-MNT-WALL	Wall mounting kit	XE-4000-OUTDOOR


INJECTORS

Access Point Models	Generic PoE Switch (802.3af)	Generic PoE+ Switch (802.3at)	Generic uPoE Switch	XP1-MSI-30	XP1-MSI-75
XR-320 ¹	■	■	■	■	■
XH2-120 / XH2-240		■	■	■	■
X2-120	■	■	■	■	■
XD2-230 / XD2-240		■	■	■	■
XD4-130		■	■	■	■
XD4-240			■		■ ²
XA4-240			■		■ ²

¹ The XR-320 can be powered by an external 48VDC power supply that meets these specifications.

² Dongle PN310-1002-001 must be installed in-line with power/data cable to insure that legacy injectors will provide full power. Please refer to the quick install guide for more details.

Important: You must allow for loss of 4.4W between AP and switch or injector output. Cat 5e or Cat 6 cable is required; total run must be under 100 m. For more details on the installation recommendation and options, please refer to the installation manual.

Output Power	+48VDC
Nominal Load Current	0.63A
Ripple and Noise	At 20Mhz, and output parallel with 0.1uF & 10uF capacitors to ground. Temperature at 25°C, at nominal input voltage
Connector	Jack Plug 55 * 2.5 * 11.5 mm
Polarity	 <p>positive polarity</p>



Reference XR-320 External Power Supply:
Mean Well GS36U48-P1J

Global Headquarters
3800 Golf Road, Suite 360
Rolling Meadows, IL
60008
USA
Tel: +1 (888)863-5250

UK Office
Unit B2, Linhay Business
Park, Eastern Road
Ashburton, United Kingdom,
TQ13 7UP
Tel: +44 1364 655500

San Jose Office
2590 N. 1st Street, Suite 220
San Jose, CA 95131 USA

Cambium Networks Consulting Private Ltd
5th Floor, Quadrant 1, Umiya Business Bay
Tower 2, Outer Ring Road
Kadubisenahalli, Varthur Hobli Road
Bangalore East Taluk, Bangalore- 560037

